


TEKS®

Self-Drilling Fasteners

Preferred most by electrical, decking, HVAC and metal building contractors.



Applications

- Stitch roof deck and wall panel sidelaps.
- HVAC, electrical trim accessories to steel framing.
- Residential steel frame construction.
- Brick ties to steel framing.
- Track to stud and stud splicing.
- Hat channel to stud.

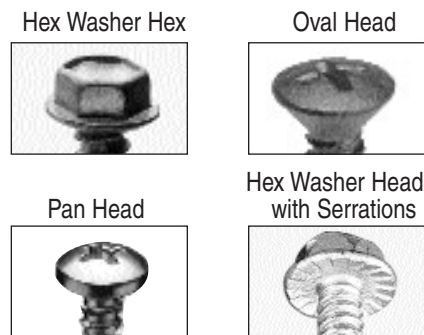
Product Features

- Sharp convex drill point has precise cutting edges to improve drill performance with less effort.
- Non-walking point provides fast material engagement.
- Unique point to thread design extrudes the metal preventing stripout.
- Point to thread design maximizes pullout performance and minimizes backout.
- Four head styles available to handle various applications.
- Climaseal® finish provides excellent corrosion resistance and lower tapping torque.

Product Specifications

| | |
|--------------------------|---|
| Diameter | #6, #8, #10, #12 and 1/4 |
| Thread Form | 6-20 8-18 10-16, 10-24 12-14 1/4-14 |
| Head Style | #6: #2 Phillips Pan #8: 1/4" HWH; #2 Phillips Pan #10: 5/16" HWH; 5/16" HWH with Serrations; #2 Phillips Pan; #2 Phillips Oval #12: 5/16" HWH 1/4: 5/16" HWH |
| Drill Point | Teks 1 Teks 2 Teks 3 |
| Finish | #6, #8, Electro-zinc #10, #12 and 1/4 Climaseal |

Head Styles



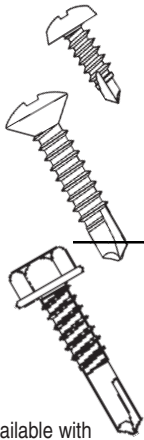
Approvals and Listings

Factory Mutual (J.I. 2 X 9A2 AM), ICBO 3056,

Corrosion Resistance

| | | |
|--------------|---|---------------------------------------|
| | Kesternich Results (DIN 50018, 2.0L) | Salt Spray Results (ASTM B117) |
| Climaseal | • 30 Cycles - 10% or less red rust | • 720 hours - 10% or less red rust |
| Electro Zinc | • 3 Cycles - 5% or less red rust | • 48 hours - 5% or less red rust |

Selector Guide



*Available with bonded washer.

**With serrations under head.

†Electro-zinc finish.

□ Now available in small box packaging.

| Part Number | Description | Head Style | Drill Point | Drill & Tap Capacity | Max. Material Attachments | Box Qty | Applications | |
|-------------|----------------|------------|-------------|----------------------|---------------------------|---------|--|--|
| 1208200 | 6-20 x 3/8" | Pan | #2 | .036-.100 | .100 | 20,000 | <ul style="list-style-type: none"> HVAC, electrical trim accessories to steel framing. Residential steel frame construction. Track to stud. Hat channel to stud. Stud splicing. | |
| 1210200 | 8-18 x 1/2" | Pan | #2 | .036-.100 | .205 | 10,000 | | |
| 1213200 □ | 8-18 x 3/4" | Pan | #2 | .036-.100 | .455 | 10,000 | | |
| 1218200 | 8-18 x 1" | Pan | #2 | .036-.100 | .705 | 8,000 | | |
| 1196200 □ | 8-18 x 1/2" | HWH | #2 | .036-.100 | .205 | 10,000 | | |
| 1199200 | 8-18 x 5/8" | HWH | #2 | .036-.100 | .330 | 10,000 | | |
| 1200200 □ | 8-18 x 3/4" | HWH | #2 | .036-.100 | .455 | 10,000 | | |
| 1202200 | 8-18 x 1" | HWH | #2 | .036-.100 | .705 | 8,000 | | |
| 1204200 | 8-18 x 1-1/2" | HWH | #2 | .036-.100 | 1.205 | 4,000 | | |
| 1107000 | 10-16 x 3/4" | HWH | #1 | .018-.095 | .220 | 5,000 | | <ul style="list-style-type: none"> Stitching roof deck, wall panel sidelaps or duct work. |
| 1109000 | 12-14 x 3/4" | HWH | #1 | .018-.095 | .205 | 5,000 | | |
| 1399000 | 1/4-14 x 7/8" | HWH | #1 | .018-.095 | .380 | 5,000 | | |
| 1398000 | 10-16 x 1/2" | Pan | #3 | .036-.175 | .150 | 10,000 | <ul style="list-style-type: none"> Clips, duct straps, brick ties or accessories to steel framing. | |
| 1541000 | 10-16 X 5/8" | Pan | #3 | .036-.175 | .200 | 5,000 | | |
| 1224000 | 10-16 x 3/4" | Pan | #3 | .036-.175 | .325 | 5,000 | | |
| 1542000 | 10-16 x 3/4" | Oval | #3 | .036-.175 | .325 | 5,000 | | |
| 1397000 □ | 10-16 x 1/2" | HWH | #3 | .036-.175 | .150 | 5,000 | | |
| 1127000 | 10-16 x 5/8" | HWH | #3 | .036-.175 | .200 | 5,000 | | |
| 1128000 □ | 10-16 x 3/4" | *HWH | #3 | .036-.175 | .325 | 5,000 | | |
| 1129000 □ | 10-16 x 1" | HWH | #3 | .036-.175 | .575 | 5,000 | | |
| 1544000 | 10-16 x 1" | Oval | #3 | .036-.175 | .575 | 5,000 | | |
| 1545000 | 10-16 x 1" | Pan | #3 | .036-.175 | .575 | 5,000 | | |
| 1130000 | 10-16 x 1-1/4" | HWH | #3 | .036-.175 | .825 | 4,000 | | |
| 1546000 | 10-16 x 1-1/4" | Oval | #3 | .036-.175 | .825 | 5,000 | | |
| 1131000 | 10-16 x 1-1/2" | *HWH | #3 | .036-.175 | 1.075 | 3,000 | | |
| 1550000 | 10-24 x 3/4" | HWH | #3 | .036-.175 | .323 | 5,000 | | |
| 1551000 | 10-24 x 1" | HWH | #3 | .036-.175 | .575 | 5,000 | | |
| †1786200 | 10-24 x 5/8" | **HWH | #2 | .036-.175 | .200 | 5,000 | <ul style="list-style-type: none"> Vibration Resistance; HVAC Applications. | |
| †1707200 | 10-16 x 3/4" | **HWH | #3 | .036-.175 | .323 | 5,000 | | |
| †1821200 | 10-16 X 3/4" | **HWH | #3 | .036-.175 | .323 | 5,000 | | |

Performance Data

| PULLOUT VALUES (average lbs. ultimate) | | | | | | | | | |
|--|-------------|-------------|-----|-----|-----|-----|------|------|------|
| Fastener | Steel Gauge | Steel Gauge | | | | | | | |
| | | 26 | 24 | 22 | 20 | 18 | 16 | 14 | 12 |
| #6 | 2 | 120 | 183 | 248 | 296 | 471 | 679 | 847 | - |
| #8 | 2 | 119 | 193 | 265 | 298 | 491 | 703 | 959 | - |
| #10-16 | 1 | 148 | 241 | 311 | 357 | 565 | 826 | 1111 | 1796 |
| | 3 | 124 | 208 | 266 | 299 | 499 | 708 | 967 | 1474 |
| #12 | 1 | 159 | 261 | 338 | 390 | 649 | 908 | 1259 | 1949 |
| 1/4 | 1 | 208 | 329 | 428 | 562 | 800 | 1151 | - | - |

| FASTENER VALUES | | | |
|--------------------|---------------------|------------------------|------------------------|
| Fastener (dia-tpi) | Tensile (lbs. min.) | Shear (avg. lbs. ult.) | Torque (min. in. lbs.) |
| 6-20 | 1285 | 750 | 25 |
| 8-18 | 1545 | 1000 | 42 |
| 10-16 | 1936 | 1400 | 61 |
| 10-24 | 2702 | 1500 | 65 |
| 12-14 | 2778 | 2000 | 92 |
| 1/4-14 | 4060 | 2600 | 150 |

| SHEET STEEL GAUGES | | | | | | | | |
|--------------------|-------|-------|-------|-------|-------|-------|-------|-------|
| Gauge No. | 12 | 14 | 16 | 18 | 20 | 22 | 24 | 26 |
| Decimal Equivalent | .105" | .075" | .060" | .048" | .036" | .030" | .024" | .018" |

| SHEAR VALUES (average lbs. ultimate) | | | | | | | | |
|--------------------------------------|----------------------|----------------------|-----|-----|------|------|------|------|
| Fastener | Steel Gauge (lapped) | Steel Gauge (lapped) | | | | | | |
| | | 26 | 24 | 22 | 20 | 18 | 16 | 14 |
| #6 | 2 | 278 | 466 | 526 | 758 | 845 | - | - |
| #8 | 2 | 294 | 496 | 560 | 740 | 1060 | - | - |
| #10 | 1 | 398 | 584 | 659 | 884 | 1374 | - | - |
| | 3 | - | 455 | 526 | 728 | 1266 | 1540 | 1552 |
| #12 | 1 | 432 | 703 | 753 | 1018 | 1452 | - | - |
| 1/4 | 1 | 511 | 849 | 885 | 1244 | 1764 | - | - |

The values listed are ultimate averages achieved under laboratory conditions and apply to Buildex manufactured fasteners only. Appropriate safety factors should be applied to these values for design purposes.

Installation Guidelines

A standard screwgun with a depth sensitive nosepiece should be used to install Tek screws. For optimal fastener performance, the screwgun should be a minimum of 4 amps and have a RPM range of 0-2000.

Adjust the screwgun nosepiece to properly seat the fastener.

New magnetic sockets must be correctly set before use. Remove chip build-up as needed.

The fastener is fully seated when the head is flush with the work surface.

Overdriving may result in torsional failure of the fastener or stripout of the substrate.

The fastener must penetrate beyond the metal structure a minimum of 3 pitches of thread.



1349 West Bryn Mawr Avenue
Itasca, Illinois 60143
www.itwbuildex.com

Teks® and Climaseal® are trademarks of ITW Buildex and Illinois Tool Works, Inc.