


# TEKS®

## Self-Drilling Fasteners

Preferred most by electrical, decking, HVAC and metal building contractors.



### Applications

- Stitch roof deck and wall panel sidelaps.
- HVAC, electrical trim accessories to steel framing.
- Residential steel frame construction.
- Brick ties to steel framing.
- Track to stud and stud splicing.
- Hat channel to stud.


### Product Features

- Sharp convex drill point has precise cutting edges to improve drill performance with less effort.
- Non-walking point provides fast material engagement.
- Unique point to thread design extrudes the metal preventing stripout.
- Point to thread design maximizes pullout performance and minimizes backout.
- Four head styles available to handle various applications.
- Climaseal® finish provides excellent corrosion resistance and lower tapping torque.

### Product Specifications

<b>Diameter</b> .....	#6, #8, #10, #12 and 1/4
<b>Thread Form</b> .....	6-20 8-18 10-16, 10-24 12-14 1/4-14
<b>Head Style</b> .....	#6: #2 Phillips Pan #8: 1/4" HWH; #2 Phillips Pan #10: 5/16" HWH; 5/16" HWH with Serrations; #2 Phillips Pan; #2 Phillips Oval #12: 5/16" HWH 1/4: 5/16" HWH
<b>Drill Point</b> .....	Teks 1 Teks 2 Teks 3
<b>Finish</b> .....	#6, #8, Electro-zinc #10, #12 and 1/4 Climaseal

### Head Styles



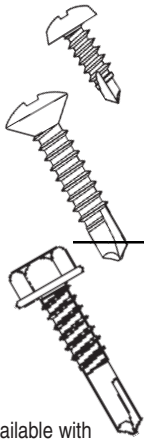
### Approvals and Listings

Factory Mutual (J.I. 2 X 9A2 AM), ICBO 3056,

### Corrosion Resistance

	Kesternich Results (DIN 50018, 2.0L)	Salt Spray Results (ASTM B117)
Climaseal	• 30 Cycles - 10% or less red rust	• 720 hours - 10% or less red rust
Electro Zinc	• 3 Cycles - 5% or less red rust	• 48 hours - 5% or less red rust

## Selector Guide



\*Available with bonded washer.

\*\*With serrations under head.

†Electro-zinc finish.

□ Now available in small box packaging.

Part Number	Description	Head Style	Drill Point	Drill & Tap Capacity	Max. Material Attachments	Box Qty	Applications
1208200	6-20 x 3/8"	Pan	#2	.036-.100	.100	20,000	<ul style="list-style-type: none"> <li>HVAC, electrical trim accessories to steel framing.</li> <li>Residential steel frame construction.</li> <li>Track to stud.</li> <li>Hat channel to stud.</li> <li>Stud splicing.</li> </ul>
1210200	8-18 x 1/2"	Pan	#2	.036-.100	.205	10,000	
1213200 □	8-18 x 3/4"	Pan	#2	.036-.100	.455	10,000	
1218200	8-18 x 1"	Pan	#2	.036-.100	.705	8,000	
1196200 □	8-18 x 1/2"	HWH	#2	.036-.100	.205	10,000	
1199200	8-18 x 5/8"	HWH	#2	.036-.100	.330	10,000	
1200200 □	8-18 x 3/4"	HWH	#2	.036-.100	.455	10,000	
1202200	8-18 x 1"	HWH	#2	.036-.100	.705	8,000	
1204200	8-18 x 1-1/2"	HWH	#2	.036-.100	1.205	4,000	
1107000	10-16 x 3/4"	HWH	#1	.018-.095	.220	5,000	
1109000	12-14 x 3/4"	HWH	#1	.018-.095	.205	5,000	
1399000	1/4-14 x 7/8"	HWH	#1	.018-.095	.380	5,000	
1398000	10-16 x 1/2"	Pan	#3	.036-.175	.150	10,000	<ul style="list-style-type: none"> <li>Clips, duct straps, brick ties or accessories to steel framing.</li> </ul>
1541000	10-16 X 5/8"	Pan	#3	.036-.175	.200	5,000	
1224000	10-16 x 3/4"	Pan	#3	.036-.175	.325	5,000	
1542000	10-16 x 3/4"	Oval	#3	.036-.175	.325	5,000	
1397000 □	10-16 x 1/2"	HWH	#3	.036-.175	.150	5,000	
1127000	10-16 x 5/8"	HWH	#3	.036-.175	.200	5,000	
1128000 □	10-16 x 3/4"	*HWH	#3	.036-.175	.325	5,000	
1129000 □	10-16 x 1"	HWH	#3	.036-.175	.575	5,000	
1544000	10-16 x 1"	Oval	#3	.036-.175	.575	5,000	
1545000	10-16 x 1"	Pan	#3	.036-.175	.575	5,000	
1130000	10-16 x 1-1/4"	HWH	#3	.036-.175	.825	4,000	
1546000	10-16 x 1-1/4"	Oval	#3	.036-.175	.825	5,000	
1131000	10-16 x 1-1/2"	*HWH	#3	.036-.175	1.075	3,000	
1550000	10-24 x 3/4"	HWH	#3	.036-.175	.323	5,000	
1551000	10-24 x 1"	HWH	#3	.036-.175	.575	5,000	
†1786200	10-24 x 5/8"	**HWH	#2	.036-.175	.200	5,000	<ul style="list-style-type: none"> <li>Vibration Resistance; HVAC Applications.</li> </ul>
†1707200	10-16 x 3/4"	**HWH	#3	.036-.175	.323	5,000	
†1821200	10-16 X 3/4"	**HWH	#3	.036-.175	.323	5,000	

## Performance Data

PULLOUT VALUES (average lbs. ultimate)										
Fastener	Dia.	Pt.	Steel Gauge							
			26	24	22	20	18	16	14	12
#6	2		120	183	248	296	471	679	847	-
#8	2		119	193	265	298	491	703	959	-
#10-16	1		148	241	311	357	565	826	1111	1796
	3		124	208	266	299	499	708	967	1474
#12	1		159	261	338	390	649	908	1259	1949
1/4	1		208	329	428	562	800	1151	-	-

FASTENER VALUES			
Fastener (dia-tpi)	Tensile (lbs. min.)	Shear (avg. lbs. ult.)	Torque (min. in. lbs.)
6-20	1285	750	25
8-18	1545	1000	42
10-16	1936	1400	61
10-24	2702	1500	65
12-14	2778	2000	92
1/4-14	4060	2600	150

SHEET STEEL GAUGES								
Gauge No.	12	14	16	18	20	22	24	26
Decimal Equivalent	.105"	.075"	.060"	.048"	.036"	.030"	.024"	.018"

SHEAR VALUES (average lbs. ultimate)									
Fastener	Dia.	Pt.	Steel Gauge (lapped)						
			26	24	22	20	18	16	14
#6	2		278	466	526	758	845	-	-
#8	2		294	496	560	740	1060	-	-
#10	1		398	584	659	884	1374	-	-
	3		-	455	526	728	1266	1540	1552
#12	1		432	703	753	1018	1452	-	-
1/4	1		511	849	885	1244	1764	-	-

The values listed are ultimate averages achieved under laboratory conditions and apply to Buildex manufactured fasteners only. Appropriate safety factors should be applied to these values for design purposes.

## Installation Guidelines

- A standard screwgun with a depth sensitive nosepiece should be used to install TekS. For optimal fastener performance, the screwgun should be a minimum of 4 amps and have a RPM range of 0-2000.
- Adjust the screwgun nosepiece to properly seat the fastener.
- New magnetic sockets must be correctly set before use. Remove chip build-up as needed.
- The fastener is fully seated when the head is flush with the work surface.
- Overdriving may result in torsional failure of the fastener or stripout of the substrate.
- The fastener must penetrate beyond the metal structure a minimum of 3 pitches of thread.



1349 West Bryn Mawr Avenue  
Itasca, Illinois 60143  
www.itwbuildex.com

Teks® and Climaseal® are trademarks of ITW Buildex and Illinois Tool Works, Inc.