

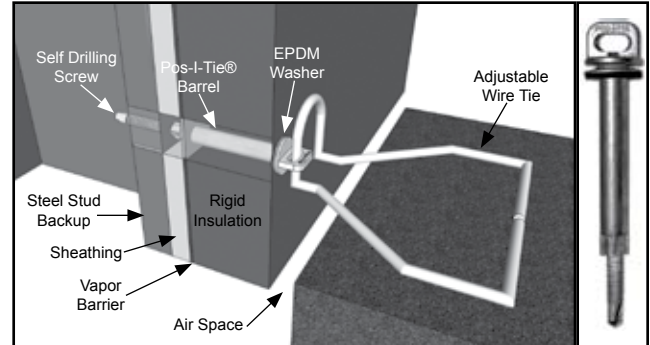
ARCHITECTURAL SPECIFICATION INFORMATION

THE ORIGINAL **Pos-I-Tie**® BRICK VENEER ANCHORING SYSTEM

1. Provides positive connections. The Barrel Section actually penetrates sheathing and makes a Positive Lateral Connection with the backup for transfer of compression and tension loads to structural backup.
2. EPDM washer completely seals the hole blocking ALL air and moisture penetration.
3. Offers speedy cost-saving installation. The screw is built-in to the barrel. No inferior screws can be substituted. Only one barrel needs to be installed, unlike other systems which require two screws for installation.
4. Slotted Barrel allows for differential movement due to temperature variations. Tie design provides for allowable ACI 530 code vertical adjustment of 1-1/4" above & below the barrel.
5. Allows for use of 4' x 8' insulation sheets. The Pos-I-Tie® holds the insulation in place!
6. Pos-I-Tie® Barrel section is made of highly corrosion resistant Zamac 3, a 92% zinc alloy.
7. Pos-I-Tie® system fully complies with the ACI 530 Code. The barrel and screw install as one unit. No more plates, screws and gaskets. Installs in seconds.
8. The Pos-I-Tie® conforms with the Energy Conservation Requirements of the Massachusetts State Building Code (780 CMR 13 Envelope).

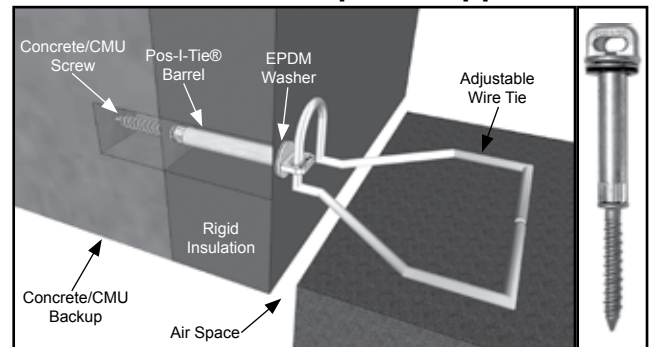
**Pos-I-Tie® Products are ONLY
 Available Through
 Heckmann Building Products!**

Steel Stud Backup Wall Application



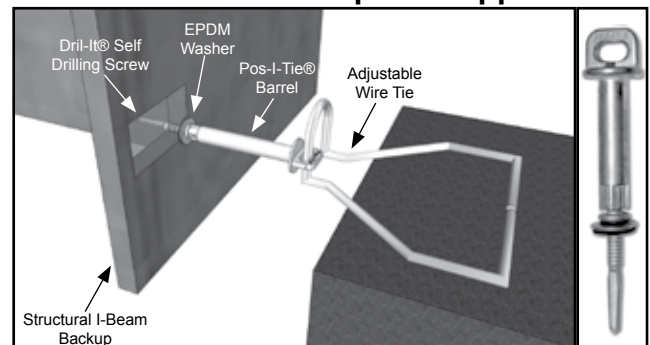
- Drills directly through insulation, vapor barrier and dens glass to the steel stud backup.
- EPDM washer completely seals the hole blocking ALL air and moisture penetration.

Concrete/CMU Backup Wall Application



- This application can be used with Concrete, CMU, ICF, Wood, and Brick backup walls.
- Pre-drill pilot hole using the Con-Drive® Adapter and drill bit as explained on the reverse side of information sheet.

Structural Steel Backup Wall Application



- Use the Dril-It® Self Drilling Screw for Structural Steel I-Beams. No pre-drilling required for up to 1/2" thick steel. Steel Thicker than 1/2" may require a pre-drilled pilot hole.

WIRE TIES



Triangular Wire Tie Seismic Wire Tie Single Wire Tie

- Ties are 3/16" diameter x 3", 3 1/2", 4" or 5" Long in Hotdip Galvanized, Mill Galvanized and Stainless Steel. Special Lengths available.
- 2011 ACI 530 Code allows for the use of single pintle ties.
- Due to the limitations on adjustable anchor tolerances in the ACI-530 Masonry Code, 1/4" diameter wire ties are not available for the Pos-I-Tie® system.

BARRELS

Nine Barrel lengths available for insulation/gypsum board sizes and combinations:

- 1/2", 5/8", 1", 1-1/2", 2", 2-1/2", 3", 3-1/2", 4", and 4-1/2"



SCREWS

Three screw types available for backup walls of steel stud, concrete, CMU, ICF, wood, brick and structural steel. Screws and Barrels are factory-assembled.

EASY INSTALLATION

Use a drill with a depth sensitive nose piece or a variable clutch adjustment. The barrel end of the Pos-I-Tie® is placed into the reusable chuck adapter.

For steel studs, drill the Pos-I-Tie® through the exterior insulation and into the metal stud. Use a drill with 1500 - 2000 RPM.

For structural steel, center punch prior to drilling. (High tensile steel or very thick steel may require pre-drilling a 3/16" (4.76 mm) hole.)


For concrete, CMU or brick, use the Con-Drive® Adapter with drill bit. Pre-drill a 3/16" (4.76 mm) hole to a depth of 2" (51 mm). Slide the Con-Drive® Sleeve over the drill bit and insert the CMU/Concrete Screw into the chuck adapter. Torque screw into the pre-drilled hole. The reusable chuck adapter and sleeve tool are available from Heckmann.



Chuck Adapter



Sleeve Tool



16 Gage welded **Seismic Hook Tab** available for Single and Triangle Pos-I-Tie® Wires for areas in Seismic Zones.

Approvals:

Comments: